

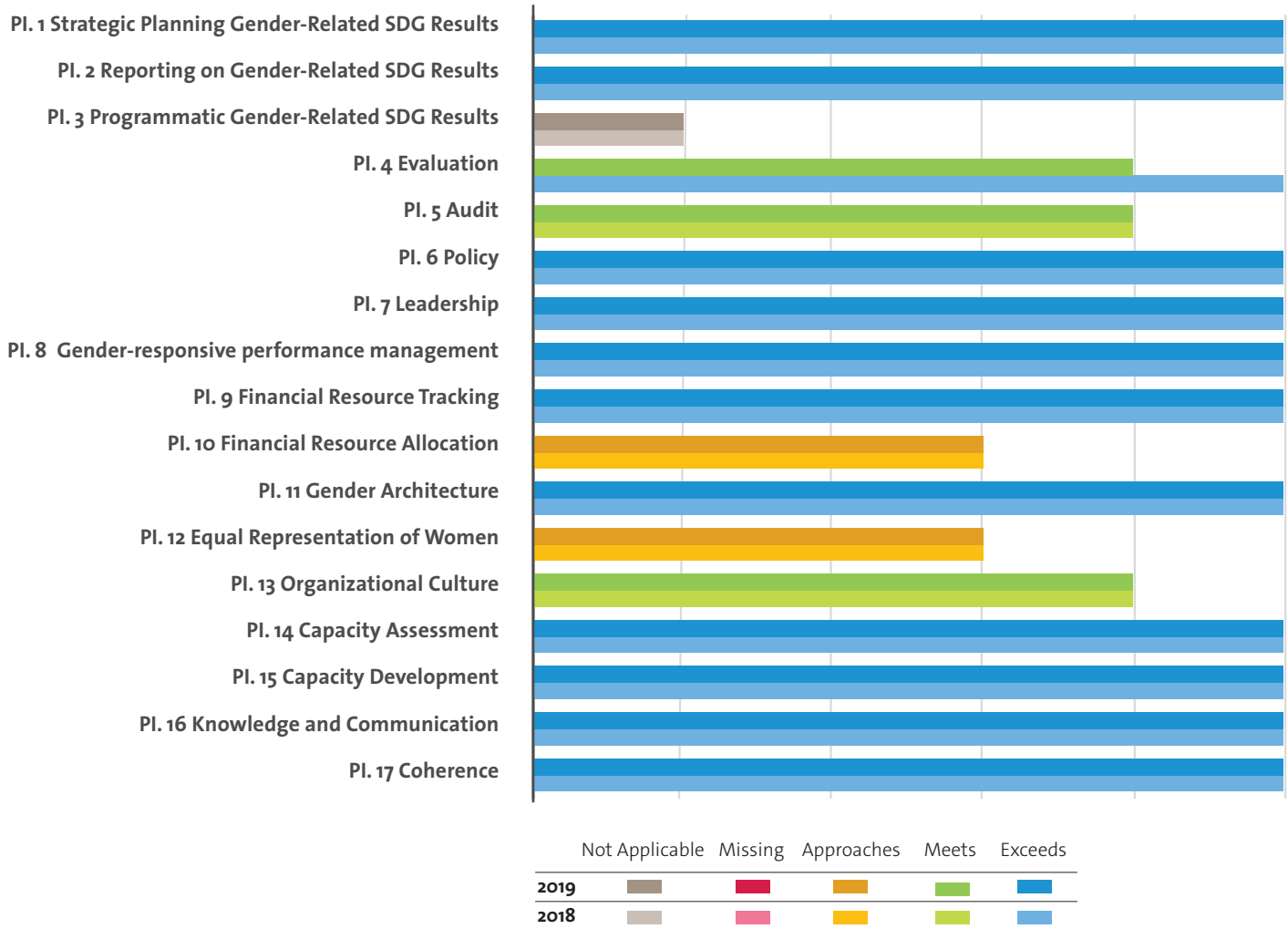
UNITED NATIONS DEVELOPMENT PROGRAMME (UNDP)

UN-SWAP 2.0 PERFORMANCE 2019

The following two pages capture UNDP's performance on UN-SWAP 2.0 indicators for 2019.

In 2019, UNDP met or exceeded the requirements for 14 performance indicators out of 16 applicable, on par with 2018 results.

UN-SWAP 2.0 PERFORMANCE BY INDICATOR (2018-2019)



PERFORMANCE HIGHLIGHTS IN 2019

Most significant gains

- UNDP continues to exceed requirements for 11 indicators and to meet them for another 3 indicators.

Areas for improvement

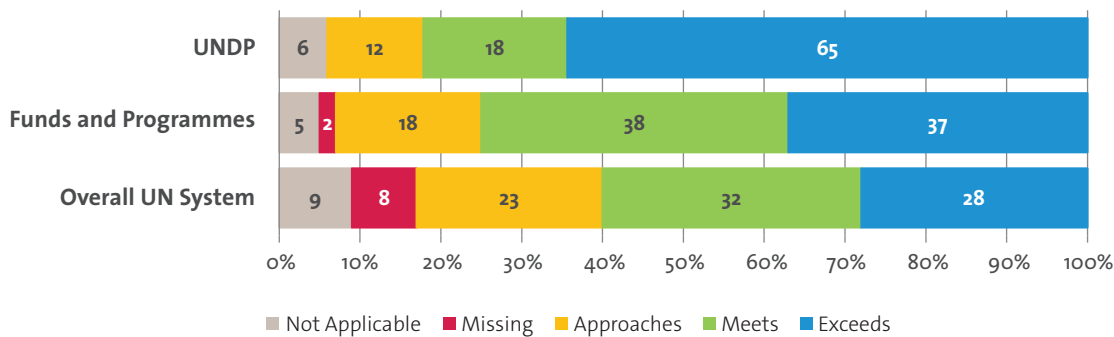
- UN Women encourages UNDP to prioritize the only indicators approaching requirements, Financial Resource Allocation and the Equal Representation of Women, both of which are essential for achieving gender equality and that remain two of the most challenging performance indicators.

COMPARATIVE ANALYSIS FOR UNDP

SHARE OF RATINGS MEETING/EXCEEDING REQUIREMENTS OF ALL RATINGS
NOT APPLICABLE RATINGS OMITTED

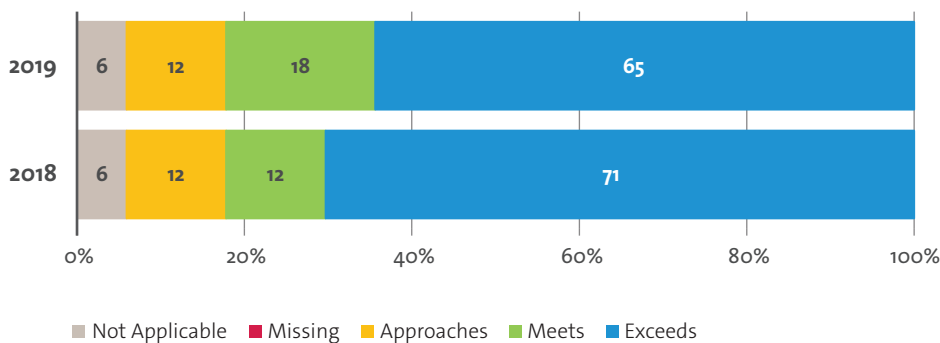


COMPARISON WITH FUNDS AND PROGRAMMES AND THE OVERALL UN SYSTEM
NOT APPLICABLE RATINGS INCLUDED



- UNDP’s 2019 UN-SWAP 2.0 performance is above average.
- In 2019, UNDP performed notably better than both the average for the Funds and Programmes and the UN System at large.

UNDP, COMPARATIVE ANALYSIS OF RATINGS BY YEAR



- Between 2018 and 2019, UNDP has maintained its stellar performance with the exception of one indicator, Evaluation, which has declined from exceeding to meeting requirements.
- It is noteworthy that the majority of indicators remain exceeding requirements, at 65 per cent.