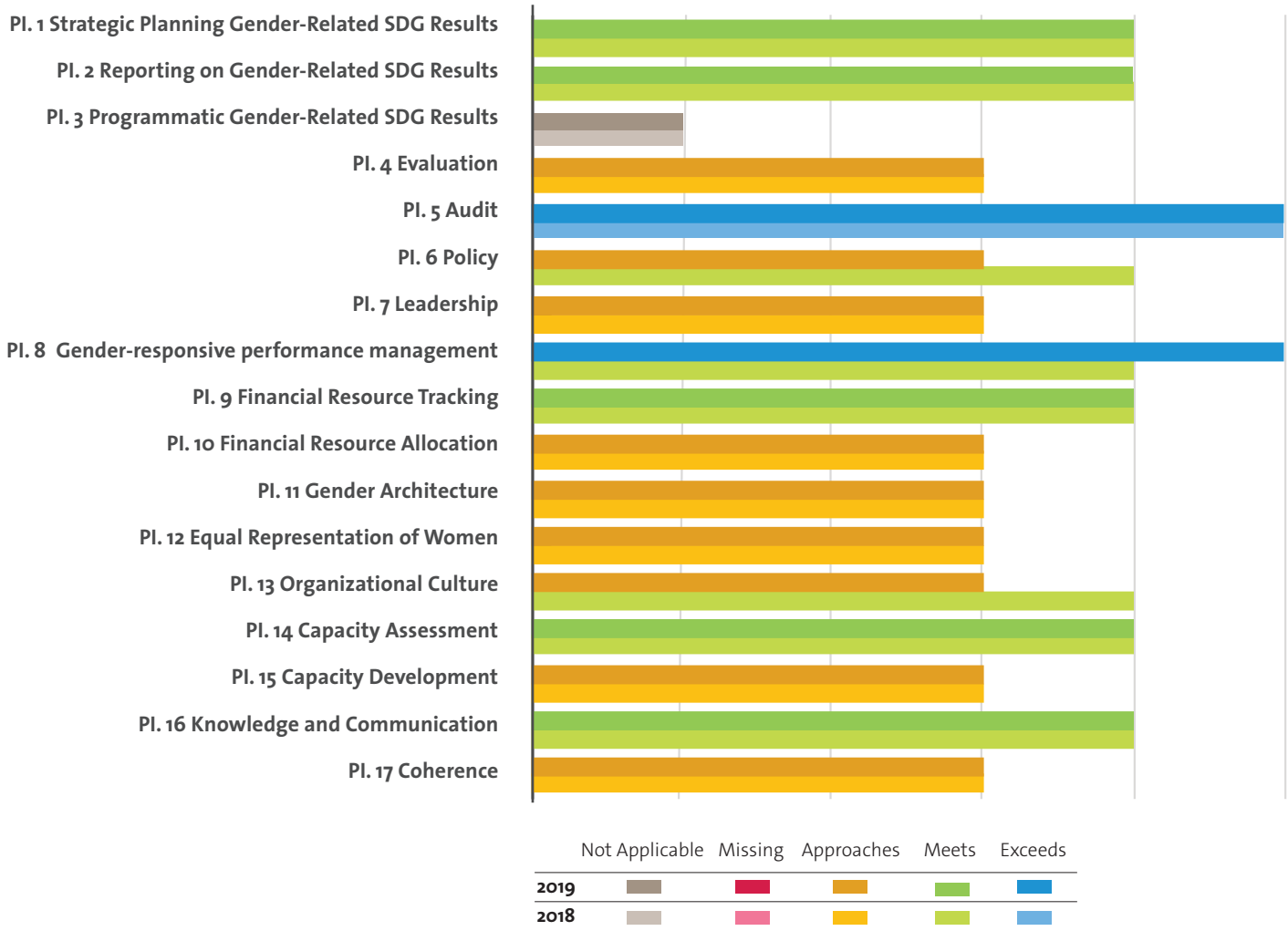


UNITED NATIONS ECONOMIC COMMISSION FOR AFRICA (ECA) UN-SWAP 2.0 PERFORMANCE 2019

The following two pages capture ECA's performance on UN-SWAP 2.0 indicators for 2019.

In 2019, ECA met or exceeded the requirements for 7 performance indicators out of 16 applicable.

UN-SWAP 2.0 PERFORMANCE BY INDICATOR (2018-2019)



PERFORMANCE HIGHLIGHTS IN 2019

Most significant gains

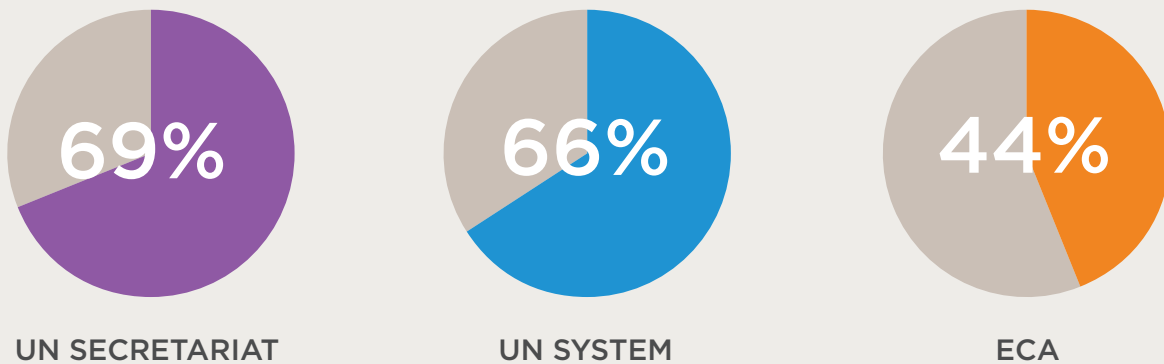
- In 2019, ECA met or exceeded the requirements for 7 indicators.
- Significantly, ECA continues to meet the requirements for Strategic Planning Gender-Related SDG Results and Reporting on Gender-Related SDG Results.

Areas for improvement

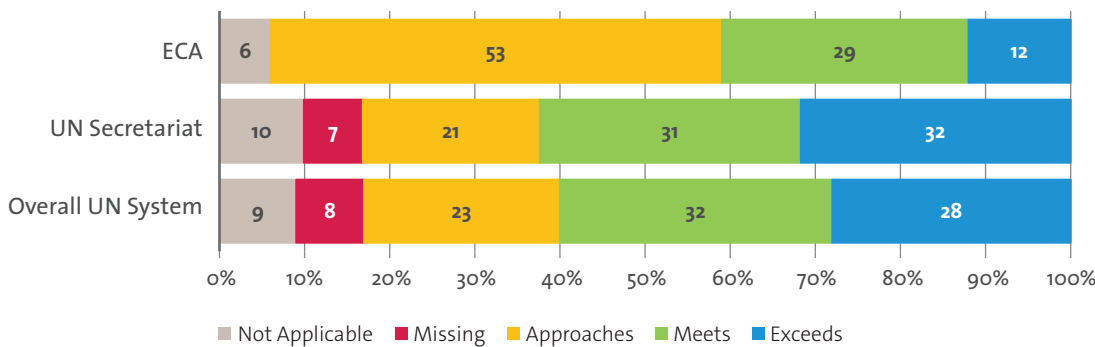
- UN Women encourages ECA to focus on the 9 indicators rated as approaching requirements.
- In particular, UN Women emphasizes the importance of Policy and Organizational Culture which have witnessed a decline in performance from meeting to approaching requirements.

COMPARATIVE ANALYSIS FOR ECA

SHARE OF RATINGS MEETING/EXCEEDING REQUIREMENTS OF ALL RATINGS
NOT APPLICABLE RATINGS OMITTED

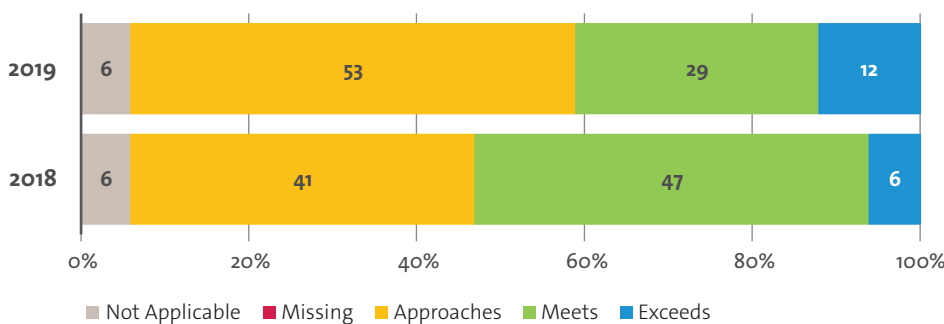


COMPARISON WITH THE SECRETARIAT AS A WHOLE AND THE OVERALL UN SYSTEM
NOT APPLICABLE RATINGS INCLUDED



- In 2019, ECA met or exceeded less indicators than both the average for the UN Secretariat and the UN System at large.
- In comparison, ECA does not have any missing indicators, but has 53 per cent of indicators approaching requirements.

ECA, COMPARATIVE ANALYSIS OF RATINGS BY YEAR



- ECA's performance shows a slight decline in comparison with 2018.
- In 2019, ECA met or exceeded requirements for 41 per cent of the performance indicators, a 12-percentage point decrease from 2018.