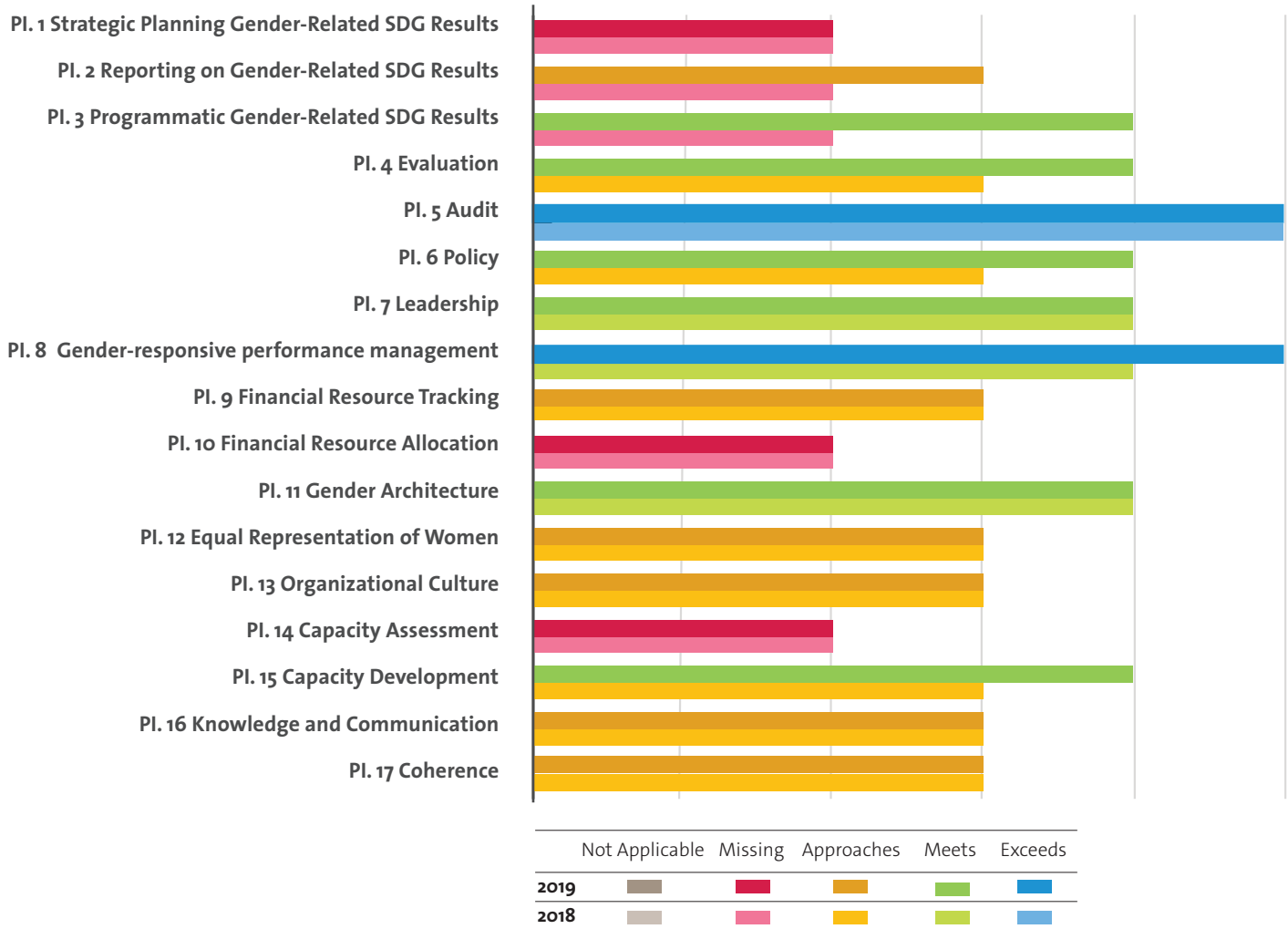


UNITED NATIONS ENVIRONMENT PROGRAMME (UNEP) UN-SWAP 2.0 PERFORMANCE 2019

The following two pages capture UNEP's performance on UN-SWAP 2.0 indicators for 2019.

In 2019, UNEP met or exceeded the requirements for 8 performance indicators out of 17 applicable, a significant improvement from the 2018 results.

UN-SWAP 2.0 PERFORMANCE BY INDICATOR (2018-2019)



PERFORMANCE HIGHLIGHTS IN 2019

Most significant gains

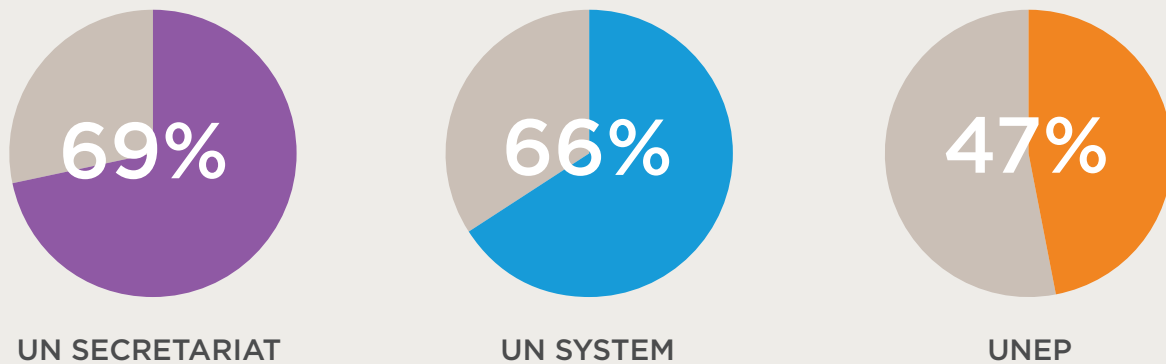
- 2019 has been a year of commendable progress for UNEP. Most significantly, UNEP newly met requirements for Policy and Programmatic Gender-Related SDG Results.
- Furthermore, UNEP is exceeding requirements on Gender-Responsive Performance Management.

Areas for improvement

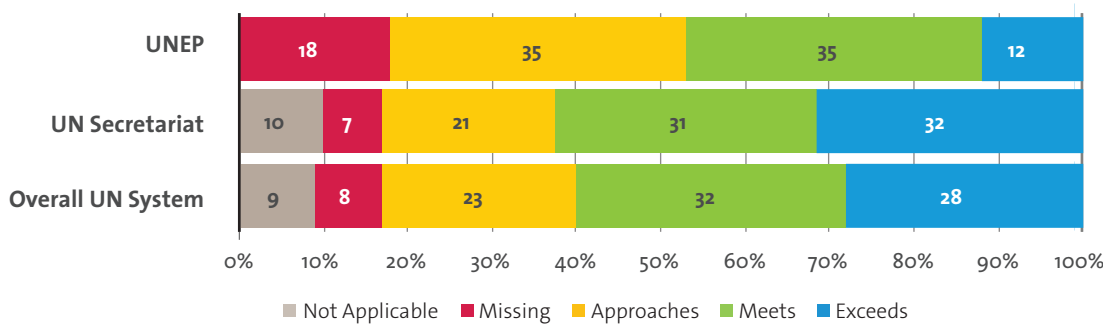
- UN Women encourages UNEP to prioritize the indicators that missed or approached requirements .
- In particular, UN Women highlights the importance of Financial Resource Tracking and Allocation, as well as the Equal Representation of Women.

COMPARATIVE ANALYSIS FOR UNEP

SHARE OF RATINGS MEETING/EXCEEDING REQUIREMENTS OF ALL RATINGS
NOT APPLICABLE RATINGS OMITTED

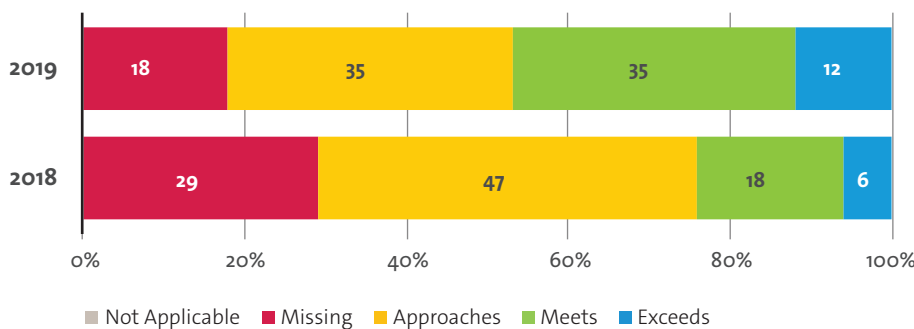


COMPARISON WITH THE UN SECRETARIAT AND THE OVERALL UN SYSTEM
NOT APPLICABLE RATINGS INCLUDED



- In 2019, UNEP exceeded requirements for fewer indicators than both the average for the UN Secretariat and the overall UN system.
- Commendably, UNEP did not rate any indicators as not applicable. In comparison, on average the UN Secretariat and the UN system as a whole rated 10 per cent and 9 per cent of indicators as not applicable, respectively.

UNEP, COMPARATIVE ANALYSIS OF RATINGS BY YEAR



In 2019, UNEP exceeded requirements for 2 indicators and met them for 6 indicators, thereby meeting and exceeding requirements for 47 per cent of the performance indicators, a 23 percentage point increase from 2018.