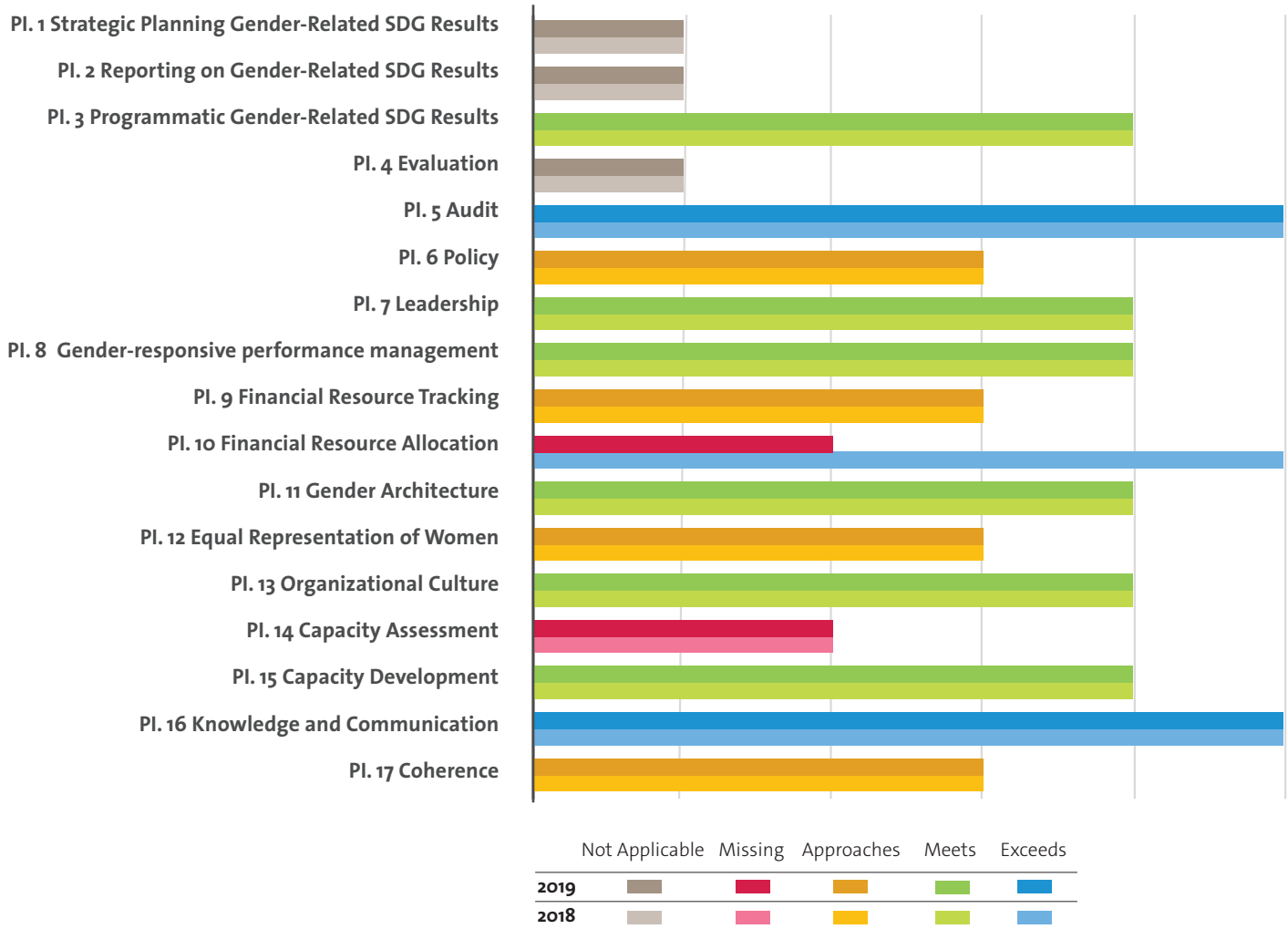


UNITED NATIONS FRAMEWORK CONVENTION ON CLIMATE CHANGE (UNFCCC) UN-SWAP 2.0

The following two pages capture UNFCCC's performance on UN-SWAP 2.0 indicators for 2019.

In 2019, UNFCCC met or exceeded the requirements for 8 performance indicators out of 14 applicable.

UN-SWAP 2.0 PERFORMANCE BY INDICATOR (2018-2019)



PERFORMANCE HIGHLIGHTS IN 2019

Most significant gains

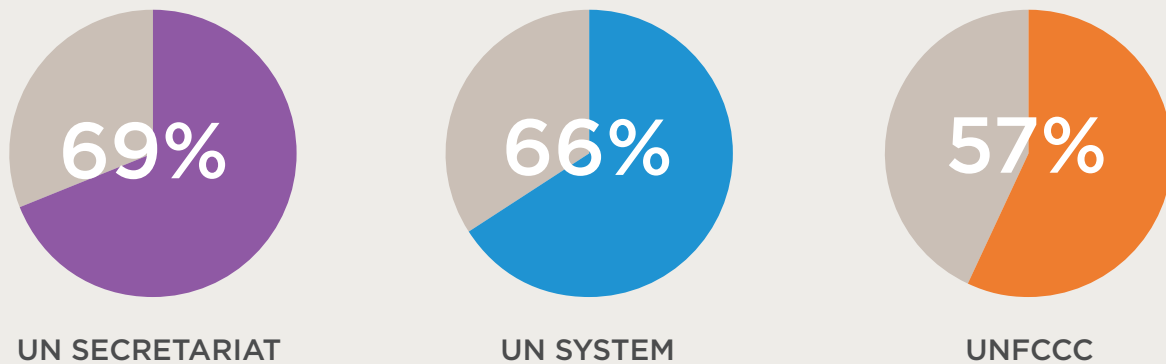
- In 2019, UNFCCC met or exceeded the requirements for 8 indicators.
- UNFCCC continues to maintain its strong performance on Knowledge and Communication, as well as Leadership and Gender Architecture, among other indicators.

Areas for improvement

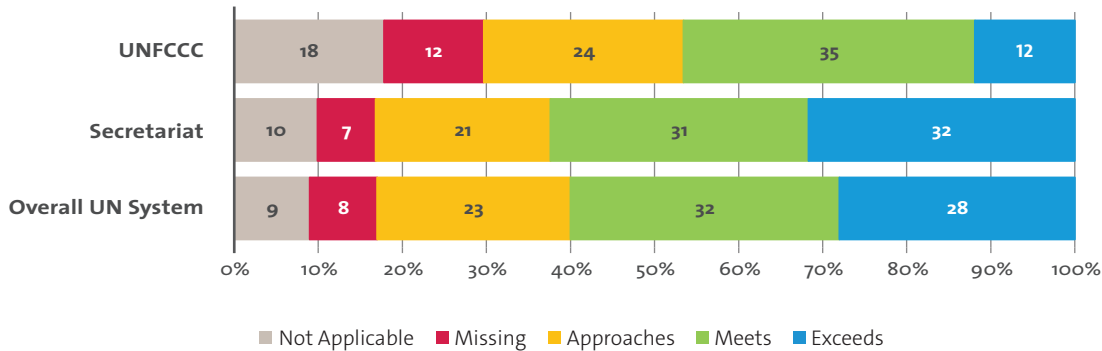
- UN Women recommends prioritizing Financial Resource Allocation, which was previously exceeding requirements, as well as the remaining missing indicator and the four indicators approaching requirements.
- UN Women also recommends reconsidering the applicability of the indicators marked as not applicable.

COMPARATIVE ANALYSIS FOR UNFCCC

SHARE OF RATINGS MEETING/EXCEEDING REQUIREMENTS OF ALL RATINGS
NOT APPLICABLE RATINGS OMITTED

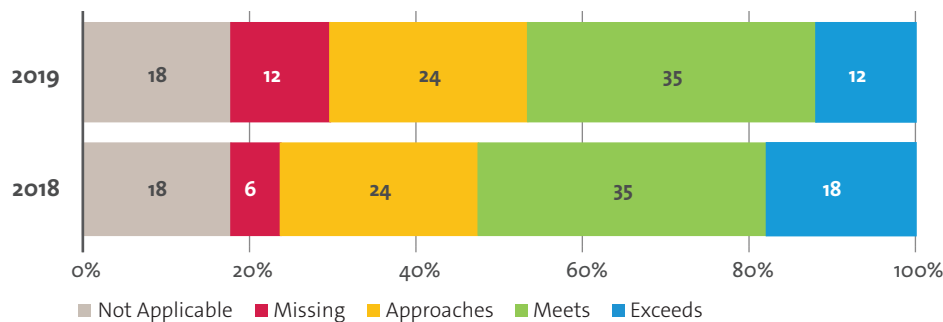


COMPARISON WITH THE SECRETARIAT AS A WHOLE AND THE OVERALL UN SYSTEM
NOT APPLICABLE RATINGS INCLUDED



- In 2019, UNFCCC performed notably less than both the average for the UN Secretariat and the UN System at large.
- UNFCCC is exceeding requirements for less indicators than the averages for both the Secretariat entities and the UN System at large.

UNFCCC, COMPARATIVE ANALYSIS OF RATINGS BY YEAR



- In 2019, UNFCCC exceeded requirements for 2 indicators and met them for another 6, thereby meeting and exceeding requirements for one less indicator as compared with 2018.
- The share of indicators rated as not applicable has remained consistent at 18 per cent.