

# UNITED NATIONS POPULATION FUND (UNFPA) UN-SWAP 2.0 PERFORMANCE 2019

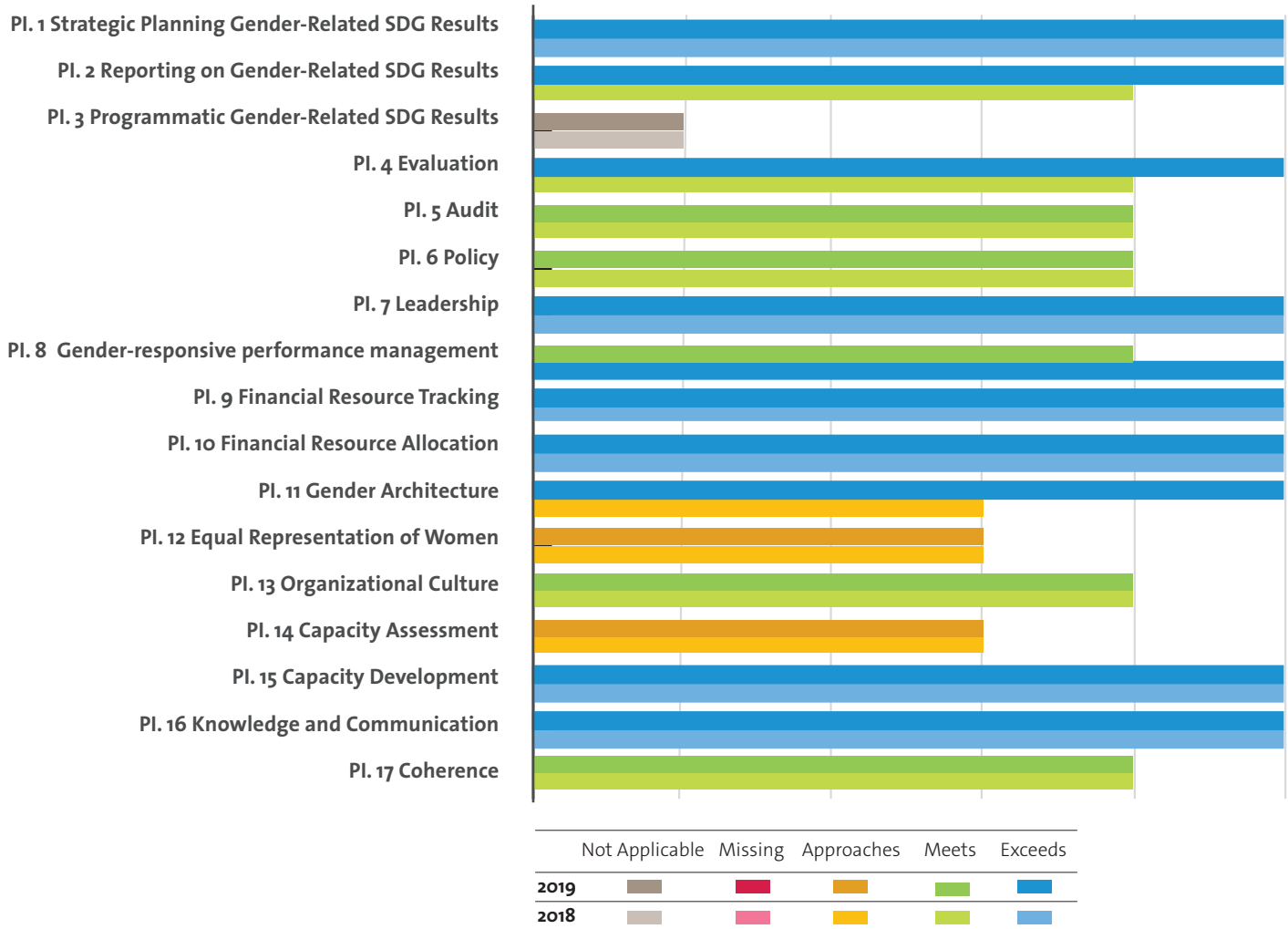


The following two pages capture UNFPA's performance on UN-SWAP 2.0 indicators for 2019.

In 2019, UNFPA met or exceeded the requirements for 14 performance indicators out of 16 applicable.

UNFPA's progress towards meeting UN-SWAP 2.0 requirements is significantly above average.

## UN-SWAP 2.0 PERFORMANCE BY INDICATOR (2018-2019)



### PERFORMANCE HIGHLIGHTS IN 2019

#### Most significant gains

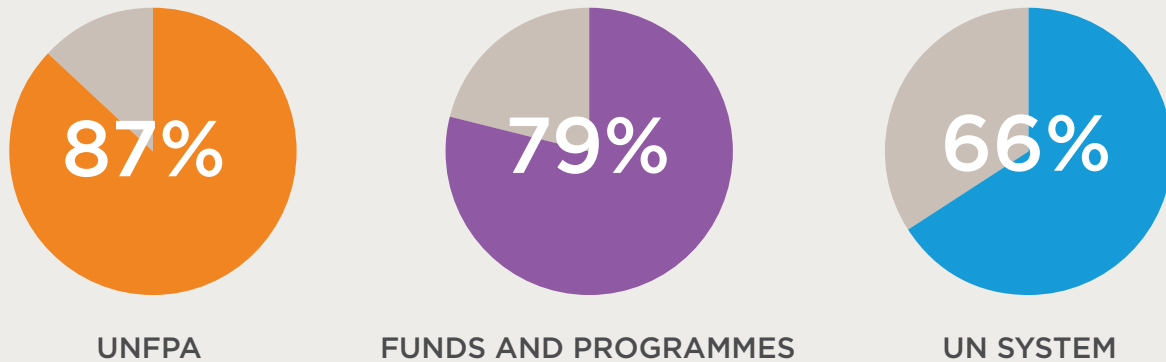
- In 2019, UNFPA newly exceeded requirements for three indicators. In particular, UN Women highlights the significance of exceeding requirements for Gender Architecture, which was previously approaching requirements.
- Commendably, UNFPA has maintained excellent performance on the Financial Resource Tracking and Allocation indicators, which remain the biggest challenge for many entities.

#### Areas for improvement

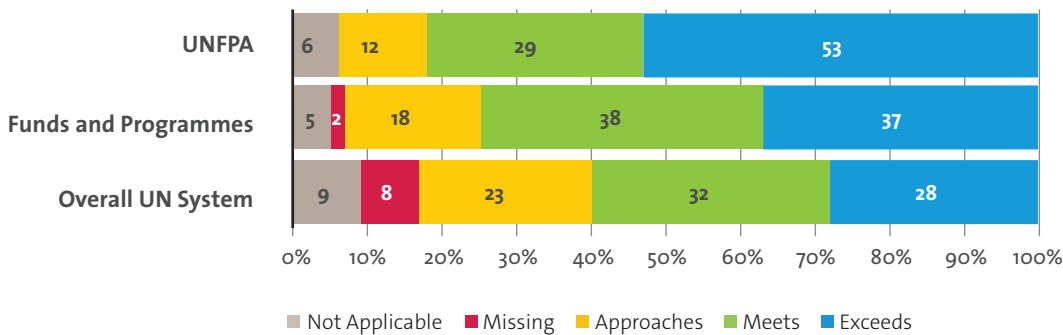
- UN Women encourages UNFPA to prioritize the Equal Representation of Women and Capacity Assessment. In particular, achieving gender parity will be a milestone of progress towards achieving gender equality.

## COMPARATIVE ANALYSIS FOR UNFPA

SHARE OF RATINGS MEETING/EXCEEDING REQUIREMENTS OF ALL RATINGS  
NOT APPLICABLE RATINGS OMITTED

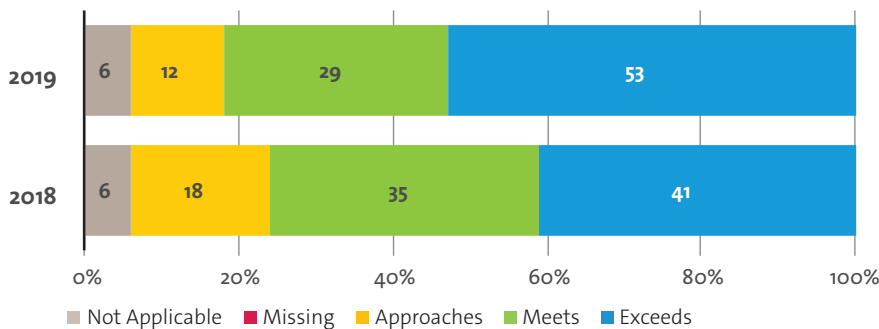


COMPARISON WITH FUNDS AND PROGRAMMES AND THE OVERALL UN SYSTEM  
NOT APPLICABLE RATINGS INCLUDED



- In 2019, UNICEF met or exceeded requirements for significantly more indicators than both the average Funds and Programmes and the overall UN System.
- In addition, UNICEF did not miss requirements for any indicators.

## UNFPA, COMPARATIVE ANALYSIS OF RATINGS BY YEAR



In 2019, UNFPA exceeded requirements for 9 indicators and met requirements for 5 indicators, thereby increasing performance in the meets and exceeds category by 6 percentage points, from 76 per cent in 2018 to 82 per cent in 2019.