

UNITED NATIONS CHILDREN'S FUND (UNICEF) UN-SWAP 2.0 PERFORMANCE 2019

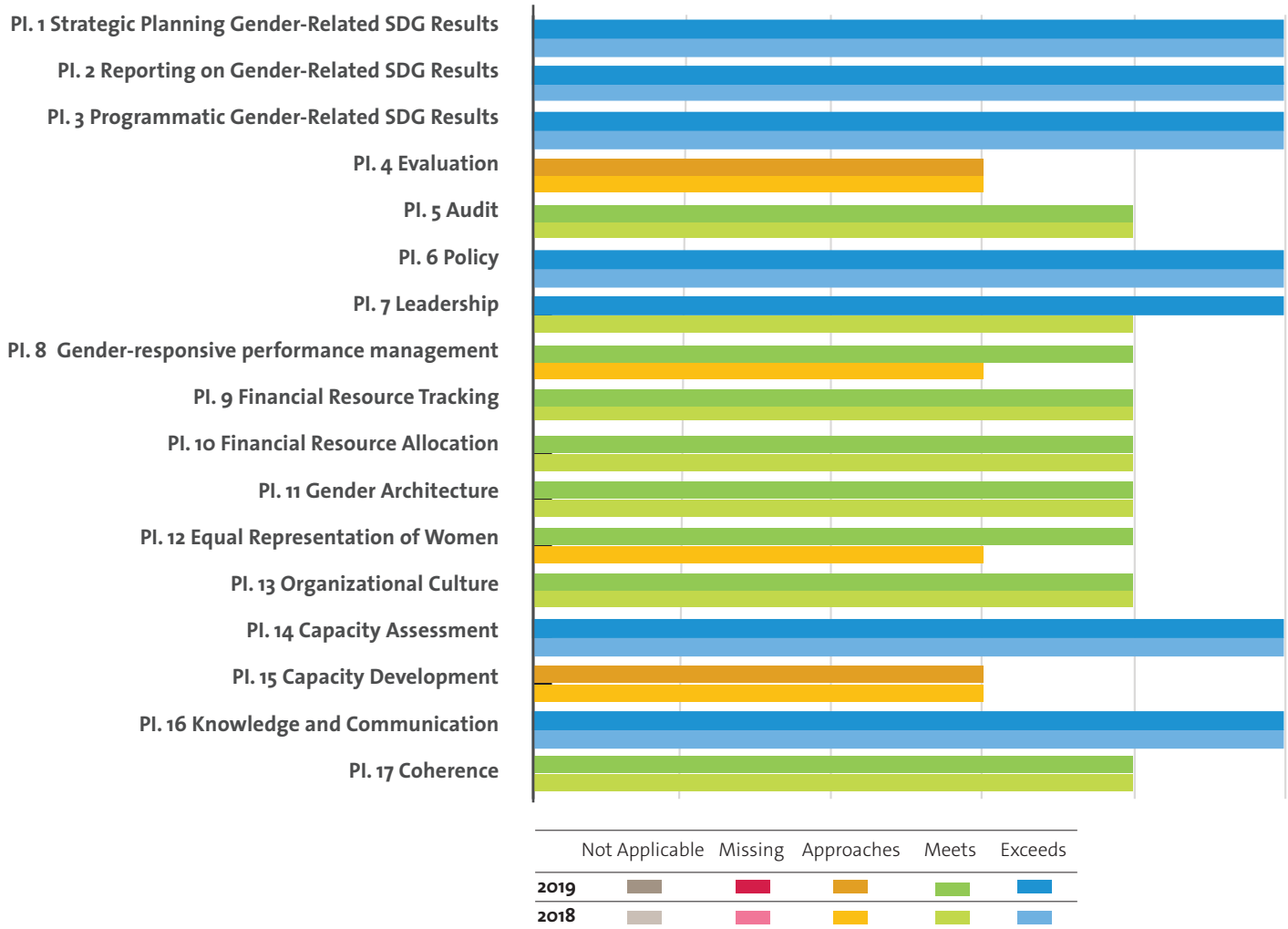


The following two pages capture UNICEF's performance on UN-SWAP 2.0 indicators for 2019.

In 2019, UNICEF met or exceeded the requirements for 15 performance indicators out of 17 applicable.

UNICEF's progress towards meeting UN-SWAP 2.0 requirements is significantly above average.

UN-SWAP 2.0 PERFORMANCE BY INDICATOR (2018-2019)



PERFORMANCE HIGHLIGHTS IN 2019

Most significant gains

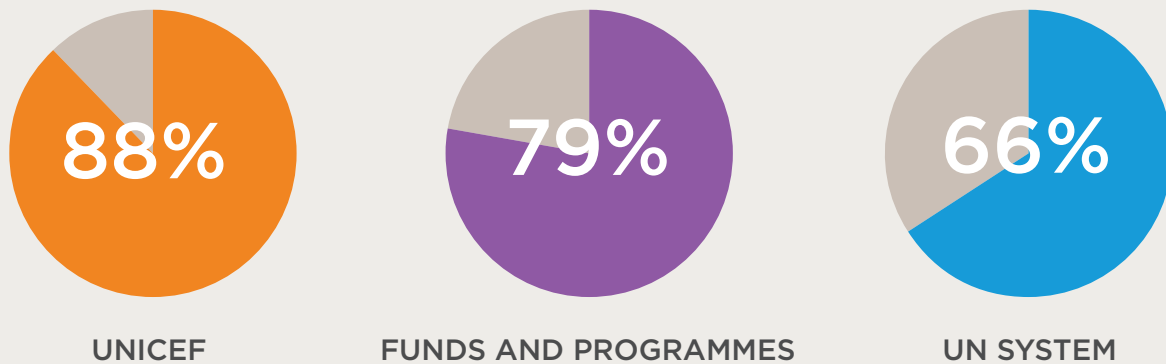
- While maintaining the stellar overall performance from the previous year, in 2019, UNICEF newly exceeded requirements for Leadership and met requirements for Gender-Responsive Performance Management and the Equal Representation of Women. The support of senior leadership and progress towards gender parity will surely propel UNICEF further in future reporting cycles.

Areas for improvement

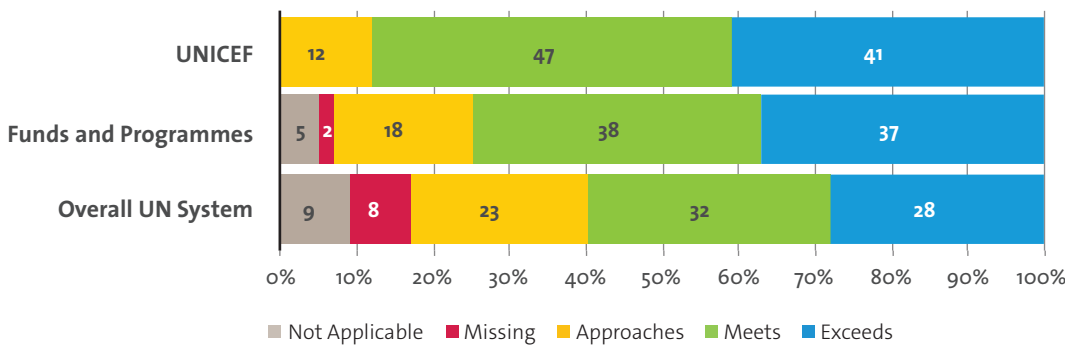
- UN Women encourages UNICEF to prioritize the two indicators that approached requirements: Evaluation and Capacity Development.

COMPARATIVE ANALYSIS FOR UNICEF

SHARE OF RATINGS MEETING/EXCEEDING REQUIREMENTS OF ALL RATINGS
NOT APPLICABLE RATINGS OMITTED

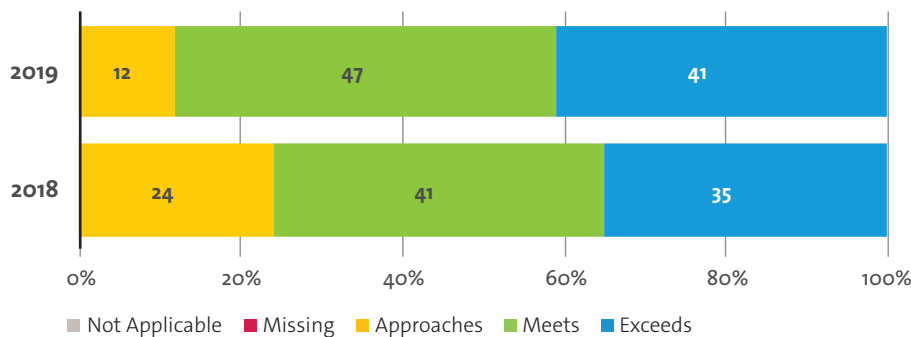


COMPARISON WITH FUNDS AND PROGRAMMES AND THE OVERALL UN SYSTEM
NOT APPLICABLE RATINGS INCLUDED



- In 2019, UNICEF met or exceeded requirements for significantly more indicators than both the average for the Funds and Programmes and the overall UN system.
- In addition, UNICEF did not miss requirements for any indicators.

UNICEF, COMPARATIVE ANALYSIS OF RATINGS BY YEAR



In 2019, UNICEF met or exceeded requirements for 88 per cent of the performance indicators, a 12 percentage point increase from 2018. Additionally, the number of indicators that approached requirements has declined by half, from 4 indicators in 2018 to only 2 in 2019.