

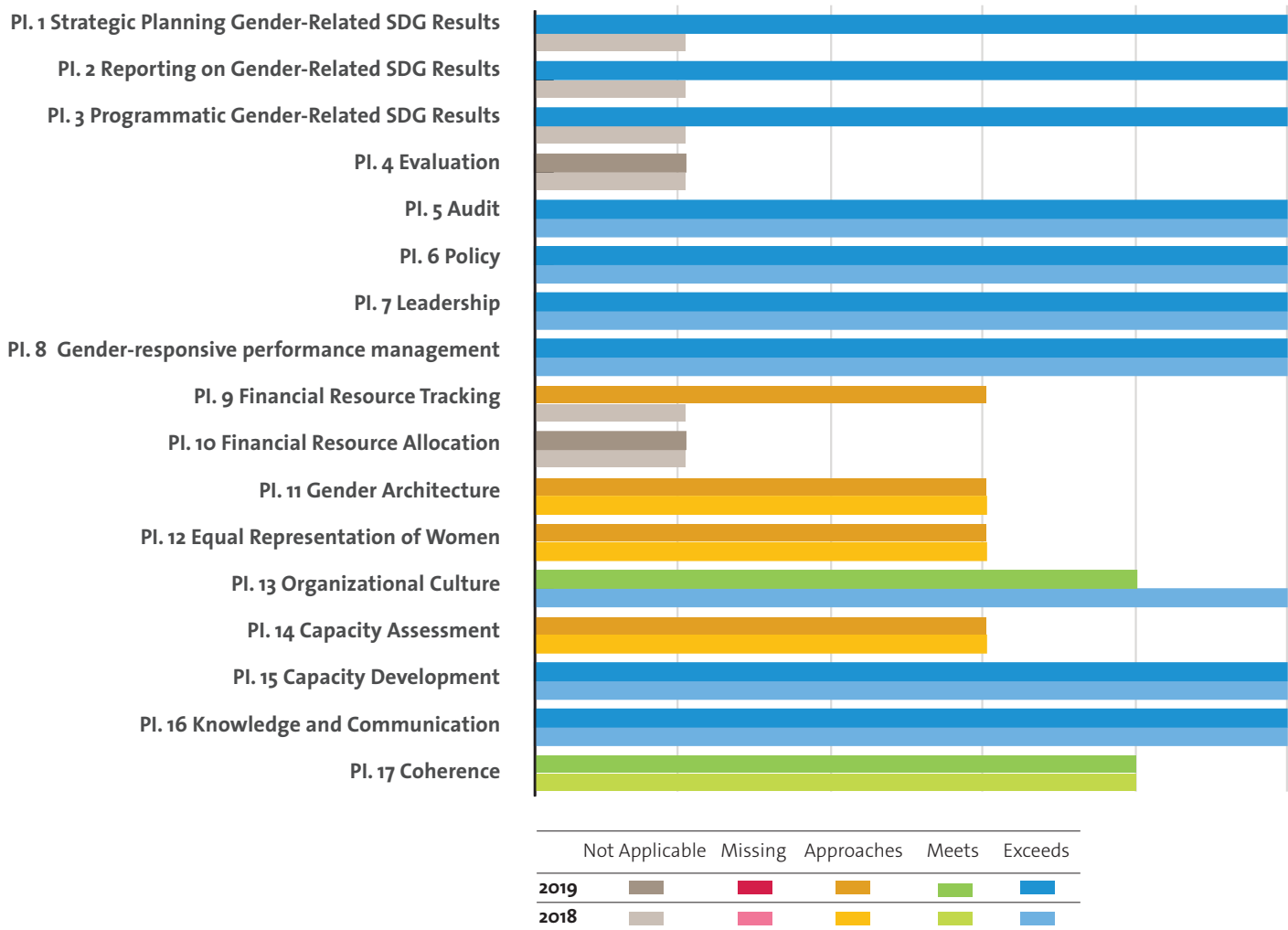
UNITED NATIONS OFFICE FOR PROJECT SERVICES (UNOPS) UN-SWAP 2.0 PERFORMANCE 2019



The following two pages capture UNOPS' performance on UN-SWAP 2.0 indicators for 2019.

In 2019, UNOPS met or exceeded the requirements for 11 performance indicators out of 15 applicable, a significant improvement from 2018 results.

UN-SWAP 2.0 PERFORMANCE BY INDICATOR (2018-2019)



PERFORMANCE HIGHLIGHTS IN 2019

Most significant gains

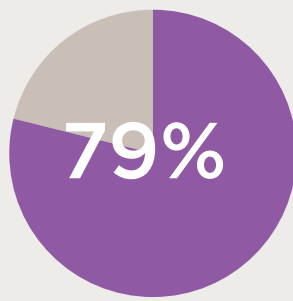
- UNOPS has impressively exceeded requirements for the first three indicators, thereby exceeding 9 out of 17 indicators.
- We are pleased to note that UNOPS is now approaching requirements for Financial Resource Tracking due to the comprehensive screening of all projects for a gender mainstreaming perspective.

Areas for improvement

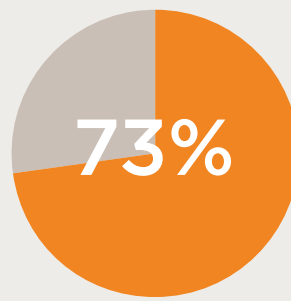
- UN Women encourages UNOPS to reconsider the applicability of Financial Resource Allocation, since including benchmarks for gender-related projects throughout the business cycle is an essential driver for progress towards achieving gender equality.

COMPARATIVE ANALYSIS FOR UNOPS

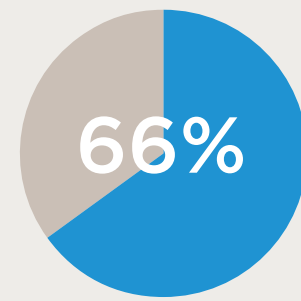
SHARE OF RATINGS MEETING/EXCEEDING REQUIREMENTS OF ALL RATINGS
NOT APPLICABLE RATINGS OMITTED



FUNDS AND PROGRAMMES

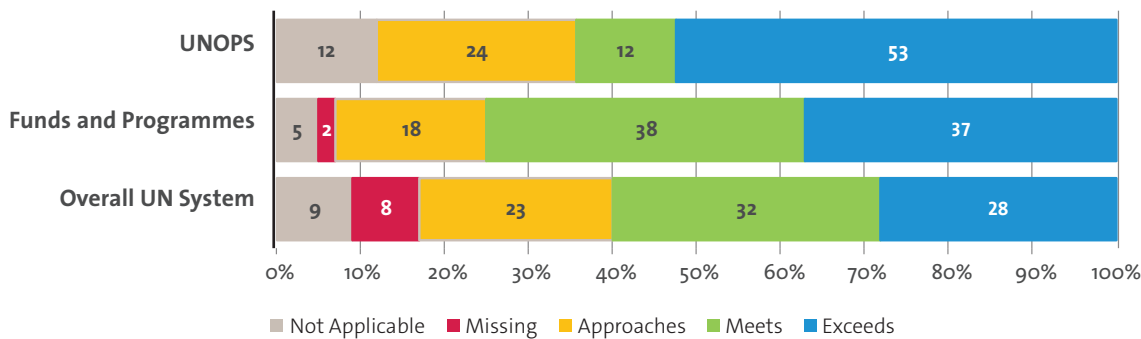


UNOPS



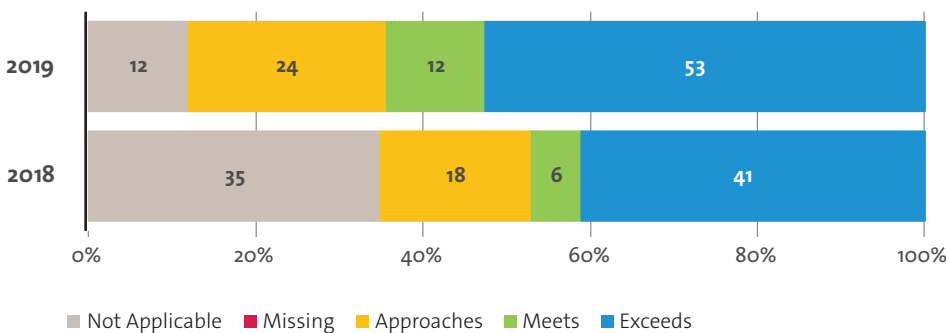
UN SYSTEM

COMPARISON WITH THE FUNDS AND PROGRAMMES AND THE OVERALL UN SYSTEM
NOT APPLICABLE RATINGS INCLUDED



- In 2019, UNOPS exceeded significantly more indicators than both the average for the Funds and Programmes and the UN System at large.
- UNOPS did not miss the requirements for any indicators in 2019.

UNOPS, COMPARATIVE ANALYSIS OF RATINGS BY YEAR



- In 2019, UNOPS exceeded requirements for 53 per cent of the indicators, a 12 percentage point increase from 2018.
- Significantly, there has been a 23 percentage point decrease in not applicable indicators, emphasizing a more comprehensive involvement in and performance on the UN-SWAP 2.0.