

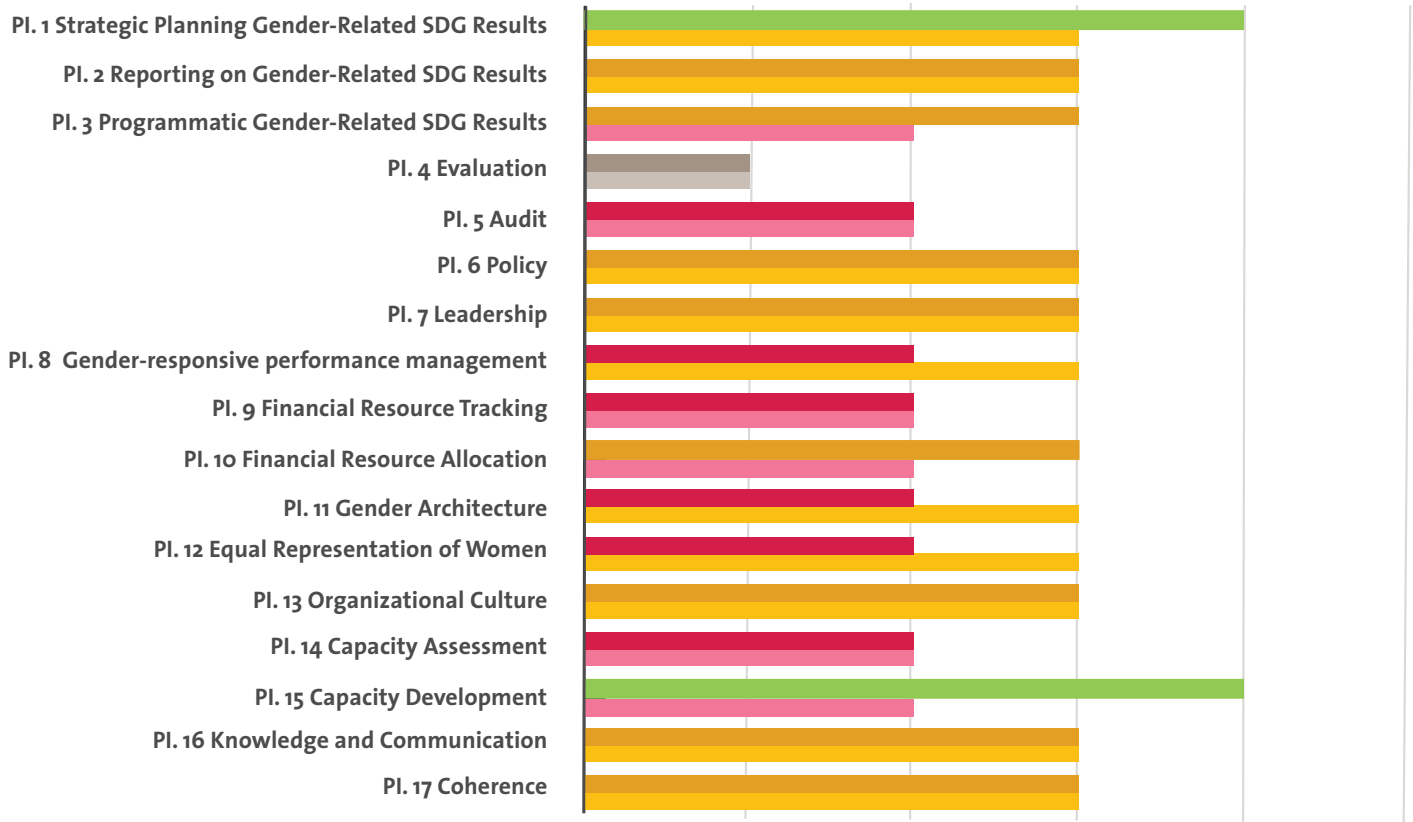
# UNITED NATIONS WORLD TOURISM ORGANIZATION (UNWTO)

## UN-SWAP 2.0 PERFORMANCE 2019

The following two pages capture UNWTO's performance on UN-SWAP 2.0 indicators for 2019.

In 2019, UNWTO met the requirements for 2 performance indicators out of 16 applicable, an improvement from 2018 results.

UN-SWAP 2.0 PERFORMANCE BY INDICATOR (2018-2019)



	Not Applicable	Missing	Approaches	Meets	Exceeds
2019	■	■	■	■	■
2018	■	■	■	■	■

PERFORMANCE HIGHLIGHTS IN 2019

**Most significant gains**

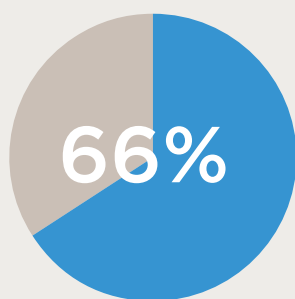
- UNWTO has met requirements for Strategic Planning Gender-related SDG Results and Capacity Development.
- UNWTO demonstrated progress related to the Programmatic Gender-related SDG results and Financial Resource Tracking indicators moving from missing to approaching requirements.

**Areas for improvement**

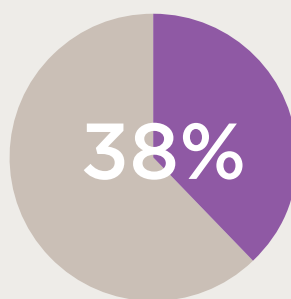
- UN Women encourages UNWTO to focus on the 8 indicators approaching requirements and the 6 missing indicators. In particular, we highlight the importance of Policy, Leadership, Financial Resource Tracking and Allocation, Gender Architecture and the Equal Representation of Women.

COMPARATIVE ANALYSIS FOR UNWTO

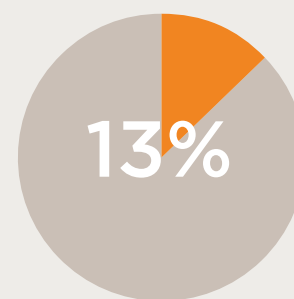
SHARE OF RATINGS MEETING/EXCEEDING REQUIREMENTS OF ALL RATINGS  
NOT APPLICABLE RATINGS OMITTED



OVERALL UN SYSTEM

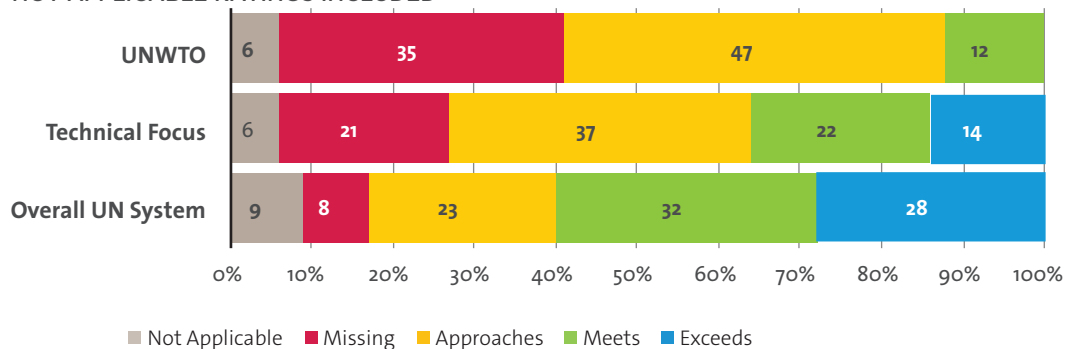


TECHNICAL FOCUS



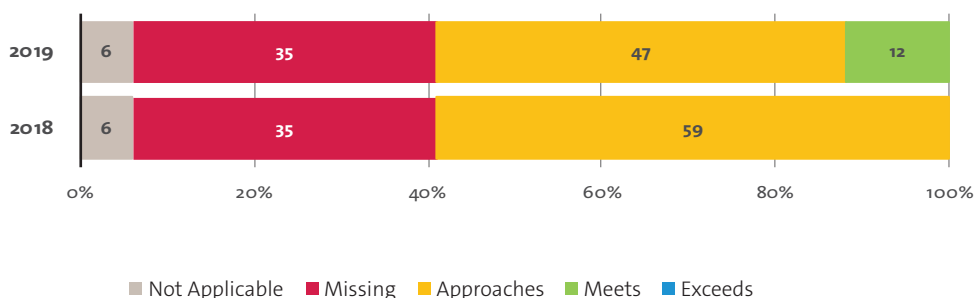
UNWTO

COMPARISON WITH TECHNICAL FOCUS ENTITIES AND THE OVERALL UN SYSTEM  
NOT APPLICABLE RATINGS INCLUDED



- In 2019, UNWTO trailed in performance of both entities with a technical focus and the overall UN System.
- UNWTO is currently missing and approaching a higher percentage of indicator requirements than the overall UN system and comparable entities.

UNWTO, COMPARATIVE ANALYSIS OF RATINGS BY YEAR



- In 2019, UNWTO met the requirements of two UN-SWAP 2.0 indicators for the first time, thereby improving performance from 2018 by 12 per cent.
- The percentage of indicators marked as Not Applicable or Missing remains the same.