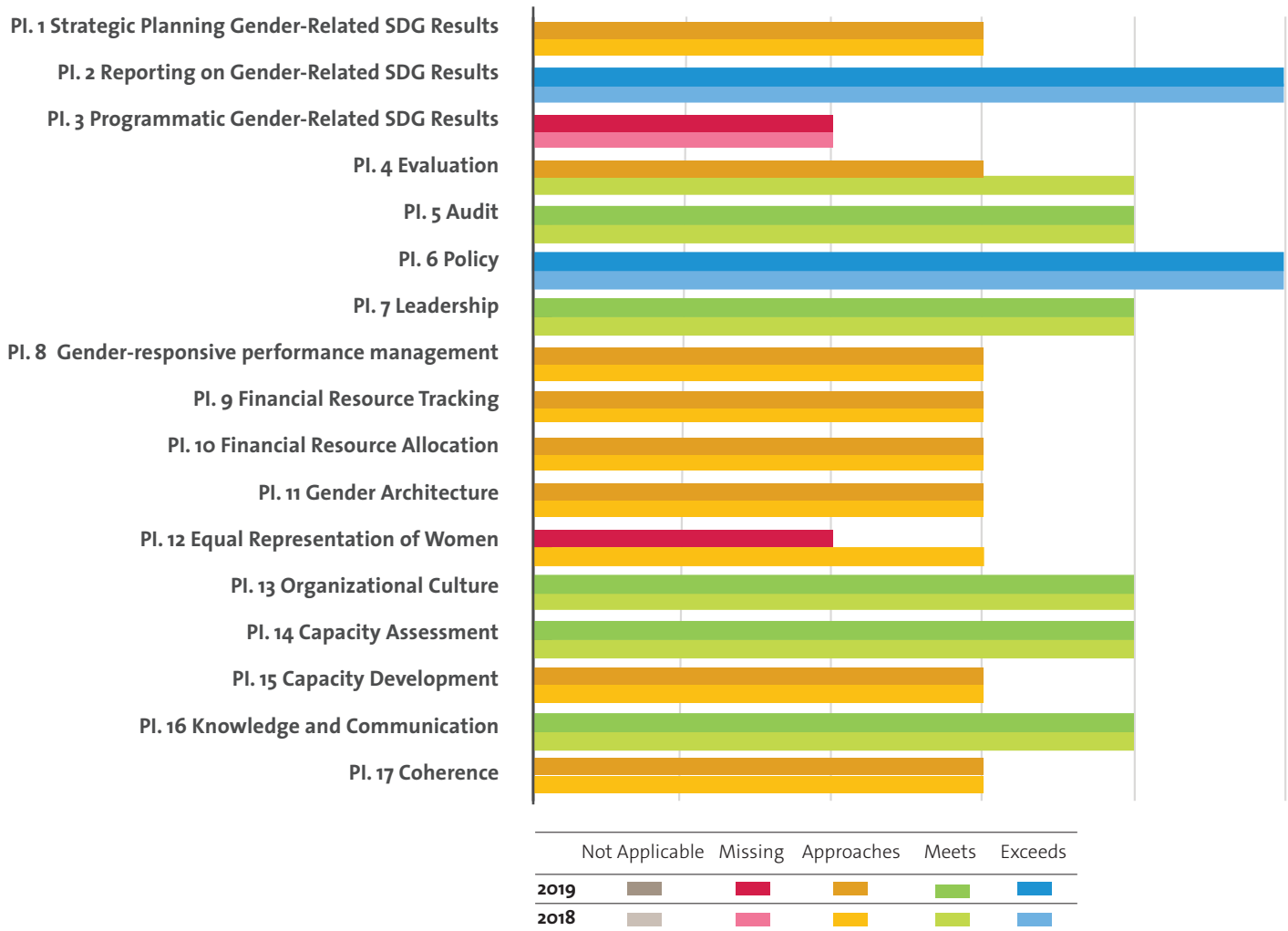


WORLD METEOROLOGICAL ORGANIZATION (WMO) UN-SWAP 2.0 PERFORMANCE 2019

The following two pages capture WMO's performance on UN-SWAP 2.0 indicators for 2019.

In 2019, WMO met or exceeded the requirements for 7 performance indicators out of 17 applicable.

UN-SWAP 2.0 PERFORMANCE BY INDICATOR (2018-2019)



PERFORMANCE HIGHLIGHTS IN 2019

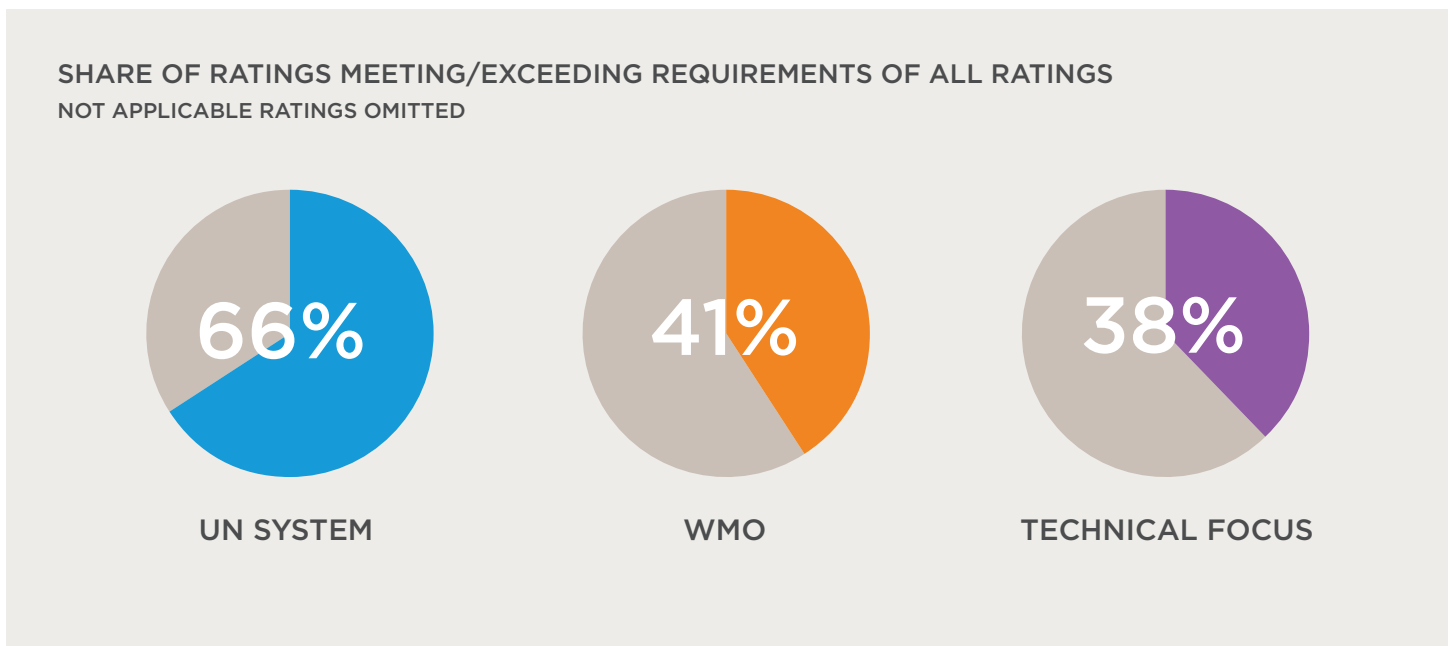
Most significant gains

- With the exception of one indicator, WMO has maintained its performance from 2018. Significantly, WMO continues to exceed requirements for Policy and to meet them for Leadership, among other indicators.

Areas for improvement

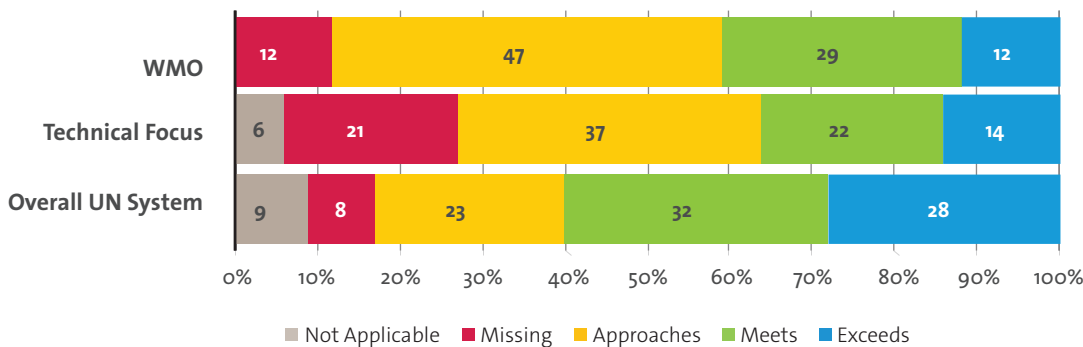
- UN Women encourages WMO to focus on the two indicators that missed requirements and the 8 indicators that approached them.
- In particular, UN Women highlights the importance of Financial Resource Tracking and Allocation, as well as Gender Architecture and the Equal Representation of Women in propelling progress across all other areas and indicators.

COMPARATIVE ANALYSIS FOR WMO



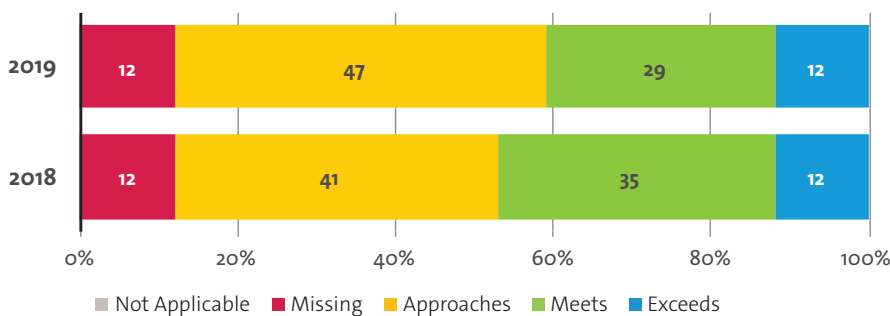
COMPARISON WITH ENTITIES WITH A TECHNICAL FOCUS AND THE OVERALL UN SYSTEM

NOT APPLICABLE RATINGS INCLUDED



- In 2019, WMO met or exceeded requirements for more indicators than the average for entities with a technical focus, but fewer than the UN system as a whole.
- Commendably, WMO did not rate any indicators as not applicable. In comparison, on average, entities with a technical focus and the UN system as a whole rated 6 and 9 per cent of indicators as not applicable, respectively.

WMO, COMPARATIVE ANALYSIS OF RATINGS BY YEAR



- WMO exceeded requirements for 2 indicators and met them for another 5 indicators, thereby meeting or exceeding requirements for 42 per cent of indicators, with one less indicator than in 2018.
- The majority of indicators, 47 per cent, are approaching requirements, creating a robust pool of opportunity to improve gender performance in the coming years.