

# UNITED NATIONS DEVELOPMENT PROGRAMME (UNDP)

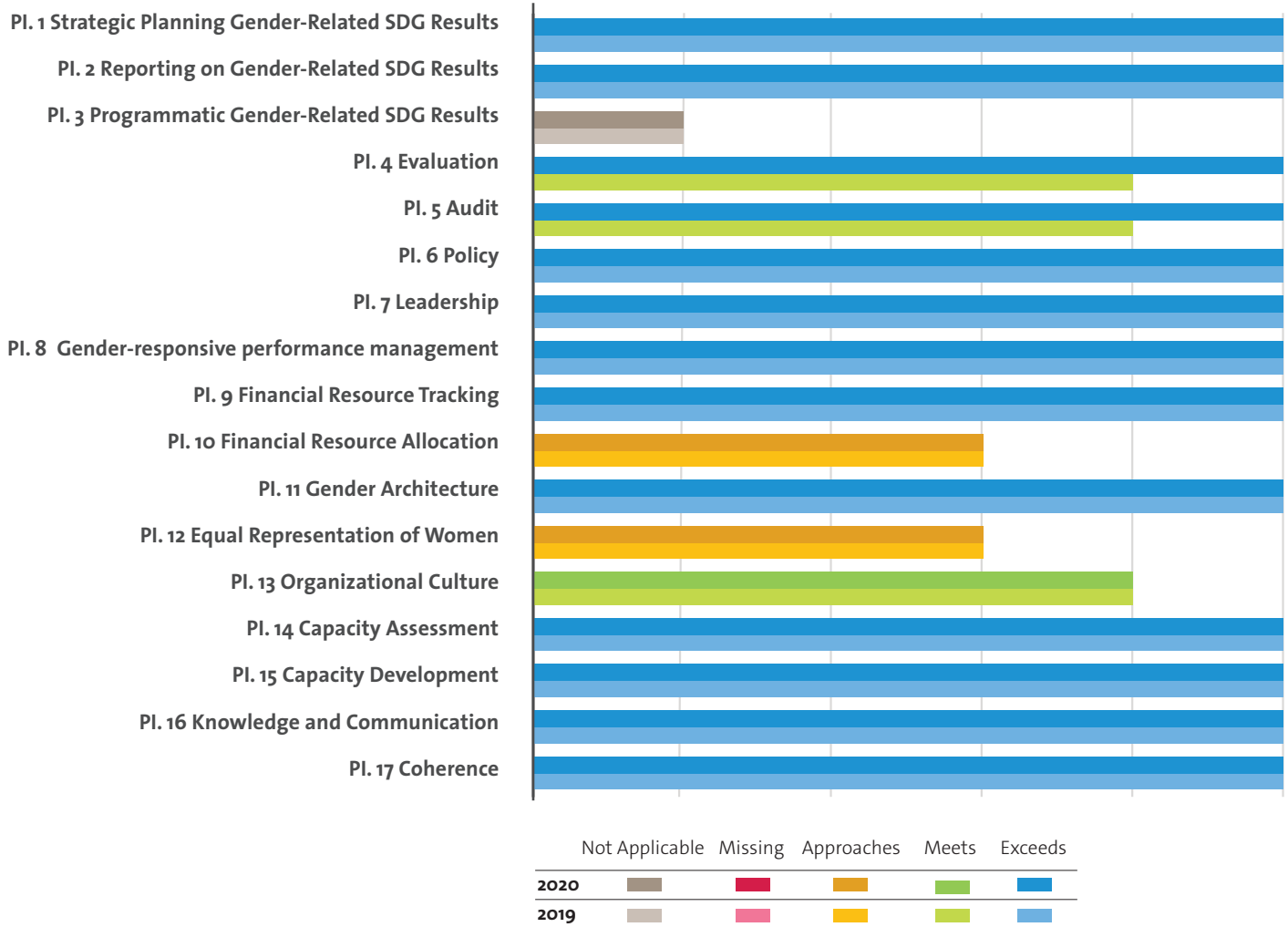
## UN-SWAP 2.0 PERFORMANCE 2020

The following three pages capture UNDP's performance on UN-SWAP 2.0 indicators for 2020.

In 2020, UNDP met or exceeded the requirements for 14 performance indicators out of 16 applicable, maintaining the strong performance registered in 2019.

UNDP's progress towards meeting UN-SWAP 2.0 requirements is significantly above average.

UN-SWAP 2.0 PERFORMANCE BY INDICATOR (2019-2020)



PERFORMANCE HIGHLIGHTS IN 2020

Most significant gains

- In 2020, UNDP exceeded the requirements for 13 indicators and met them for one more indicator.
- Significantly, UNDP newly exceeded the requirements for Evaluation and Audit.

Areas for improvement

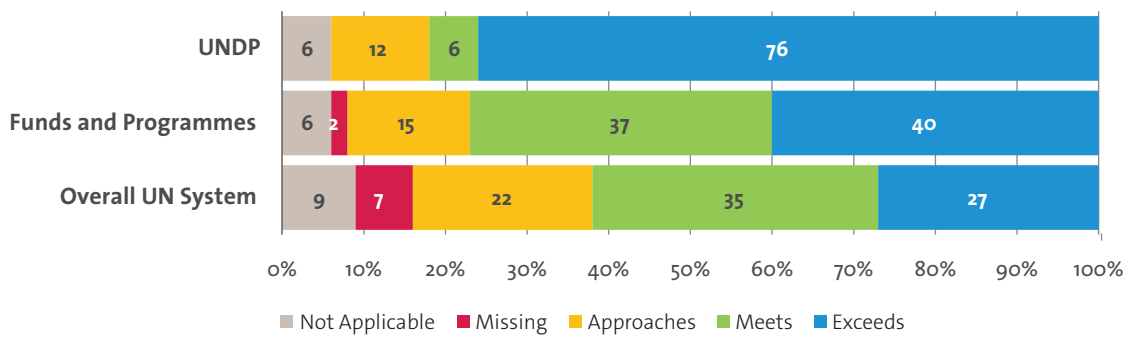
- UN Women encourages UNDP to prioritize the only indicators approaching requirements, Financial resource allocation and the Equal representation of women, both of which are essential for achieving gender equality and remain two of the most challenging performance indicators.

COMPARATIVE ANALYSIS FOR UNDP

SHARE OF RATINGS MEETING/EXCEEDING REQUIREMENTS OF ALL RATINGS  
NOT APPLICABLE RATINGS OMITTED

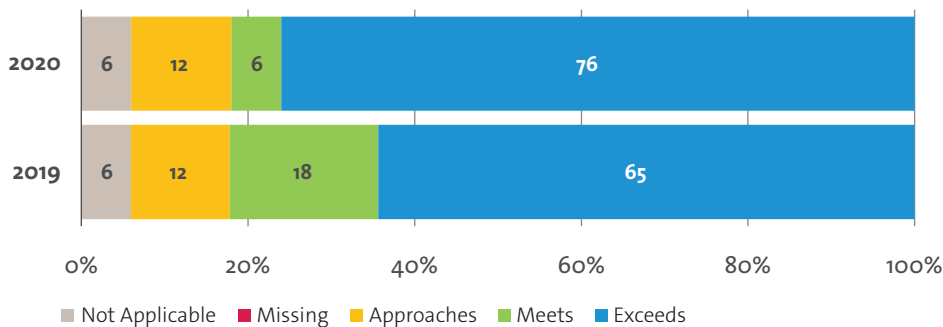


COMPARISON WITH FUNDS AND PROGRAMMES AND THE OVERALL UN SYSTEM



- UNDP’s 2020 UN-SWAP 2.0 performance is significantly above average.
- In 2020, UNDP performed notably better than both the average for the Funds and Programmes and the UN System at large.

UNDP, COMPARATIVE ANALYSIS OF RATINGS BY YEAR



- In 2020, UNDP met or exceeded the requirements for 82 per cent of the indicators.
- Commendably, the share of indicators for which requirements were exceeded increased by 12 percentage points between 2019 and 2020.