

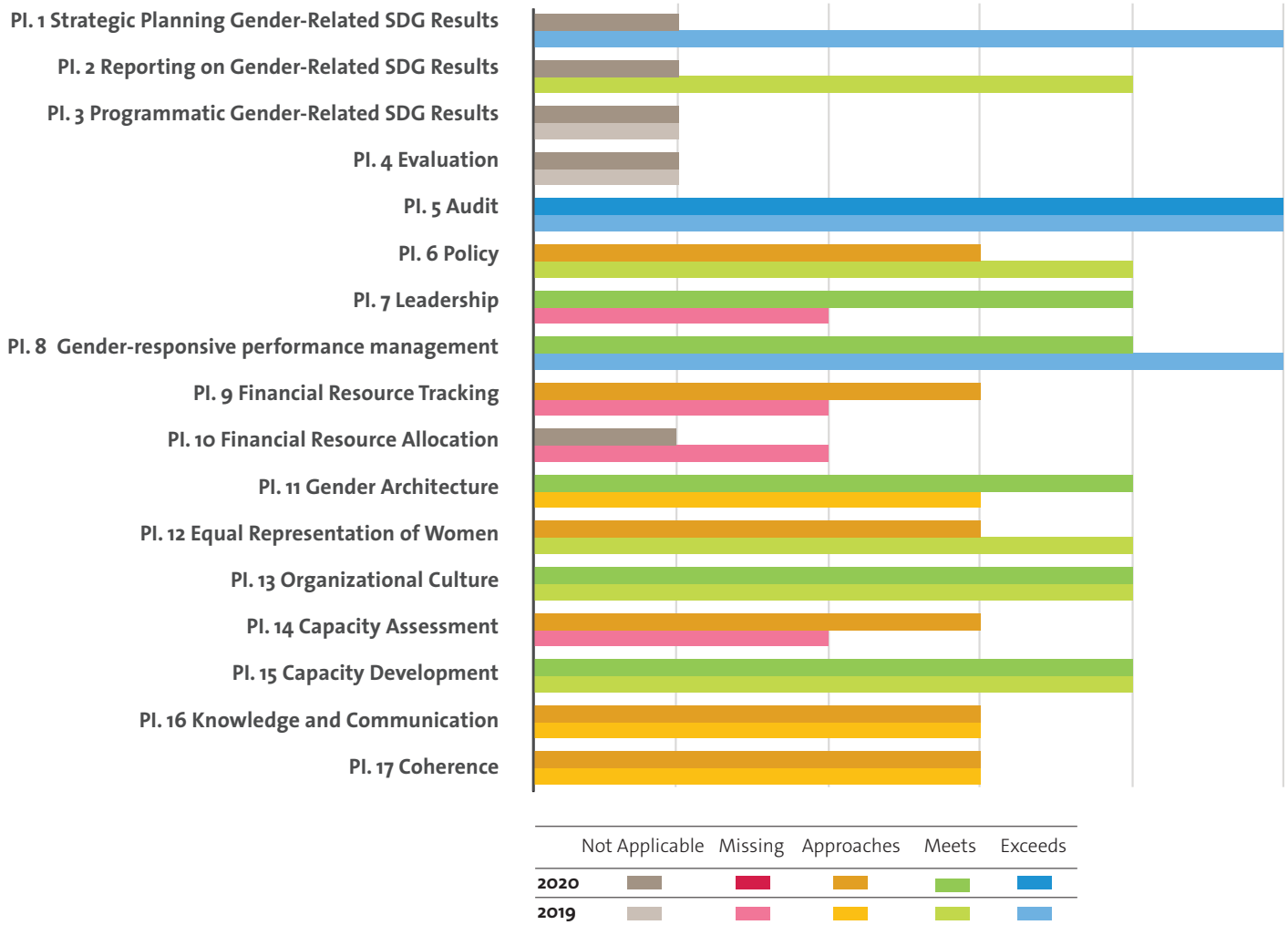
UNITED NATIONS OFFICE AT NAIROBI (UNON)

UN-SWAP 2.0 PERFORMANCE 2020

The following three pages capture UNON's performance on UN-SWAP 2.0 indicators for 2020.

In 2020, UNON met or exceeded the requirements for 6 performance indicators out of 12 applicable.

UN-SWAP 2.0 PERFORMANCE BY INDICATOR (2019-2020)



PERFORMANCE HIGHLIGHTS IN 2020

Most significant gains

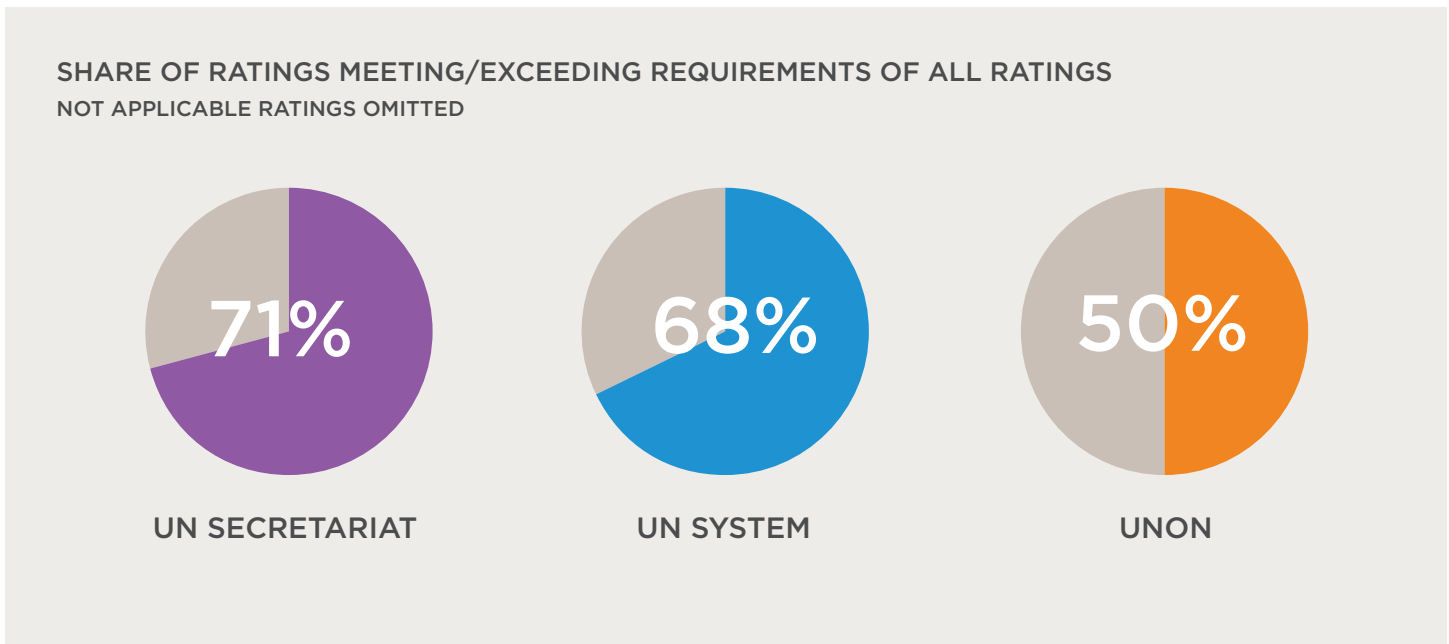
- In 2020, UNON exceeded the requirements for one indicator and met the requirements for five indicators.
- UNON newly met the requirements for Leadership, putting the entity on track for progress in the coming years, as senior leadership commitment to advance gender equality has repeatedly been noted as a key driver for progress.

Areas for improvement

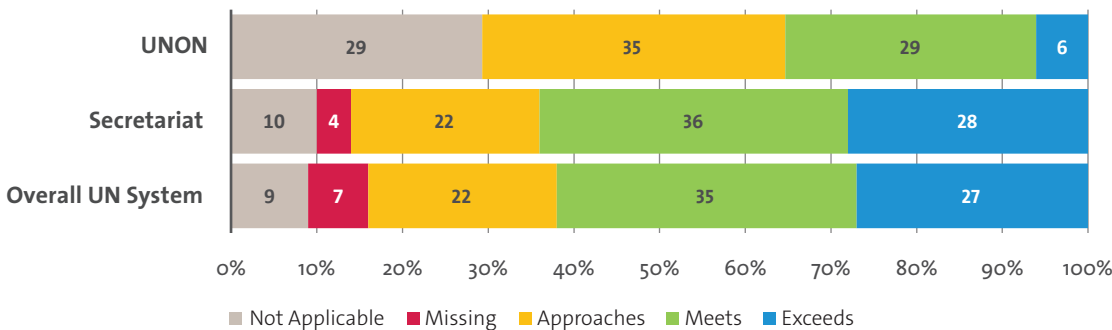
- UN Women encourages UNON to focus on the six indicators rated as approaching requirements.
- UN Women strongly recommends issuing a new Gender equality policy, as having a policy in place promotes broader implementation of gender mainstreaming across functional areas.

* Performance Indicators 5 on Audit and 8 on Gender-responsive performance management are jointly reported for all UN Secretariat entities by OIOS and DMSPC, respectively.

COMPARATIVE ANALYSIS FOR UNON

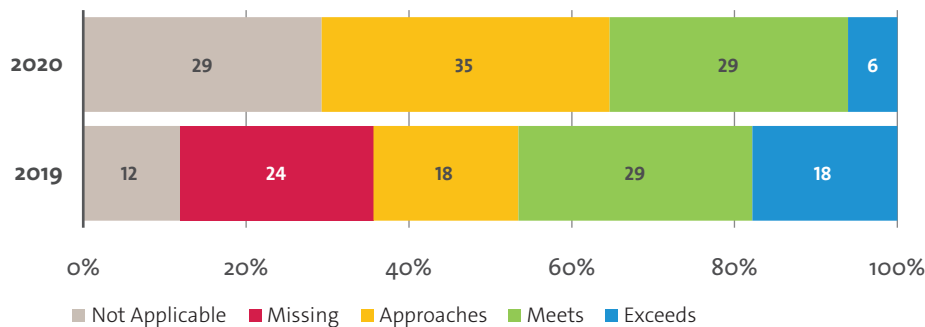


COMPARISON WITH THE SECRETARIAT AND THE OVERALL UN SYSTEM



In 2020, UNON met or exceeded significantly less indicators than the average for both the UN Secretariat and the UN System at large.

UNON, COMPARATIVE ANALYSIS OF RATINGS BY YEAR



In 2020, UNON met or exceeded requirements for 35 per cent of the performance indicators, a 12-percentage point decrease from 2019.

UNON is not missing requirements for any indicator.