

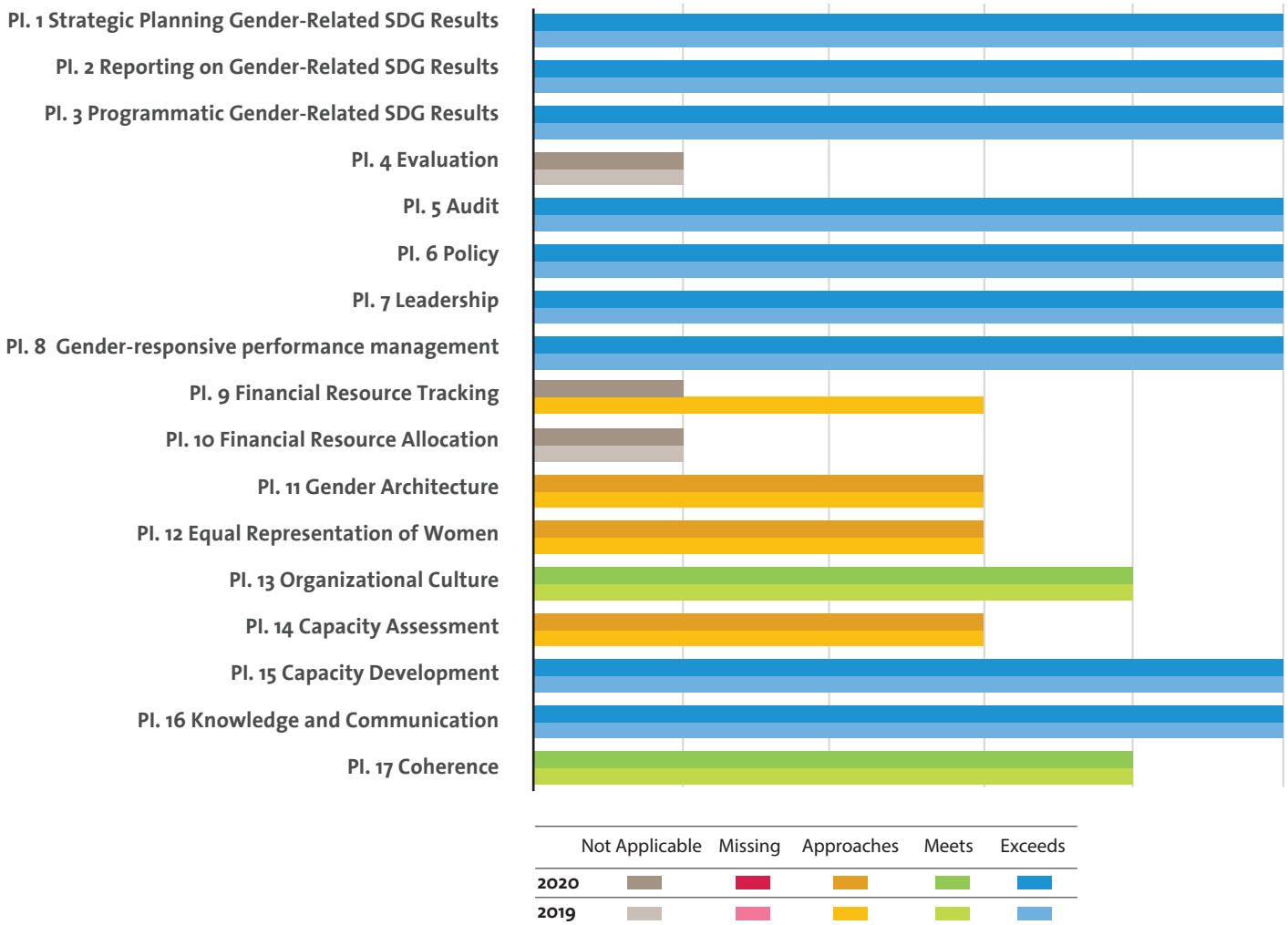
# UNITED NATIONS OFFICE FOR PROJECT SERVICES (UNOPS)

## UN-SWAP 2.0 PERFORMANCE 2020

The following three pages capture UNOPS' performance on UN-SWAP 2.0 indicators for 2020.

In 2020, UNOPS met or exceeded the requirements for 11 performance indicators out of 14 applicable, maintaining the strong performance registered in 2019.

UN-SWAP 2.0 PERFORMANCE BY INDICATOR (2019-2020)



PERFORMANCE HIGHLIGHTS IN 2020

Most significant gains

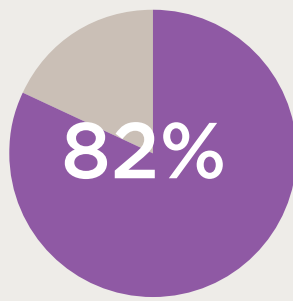
- In 2020, UNOPS exceeded the requirements for nine indicators and met them for another two indicators.
- Significantly, UNOPS continued to exceed requirements for Policy and Leadership, both of which have been identified as important drivers for overall progress towards gender equality and the empowerment of women.

Areas for improvement

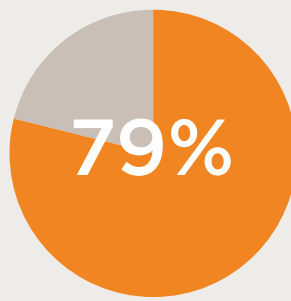
- UN Women encourages UNOPS to focus efforts on the three areas rated as approaching requirements.

COMPARATIVE ANALYSIS FOR UNOPS

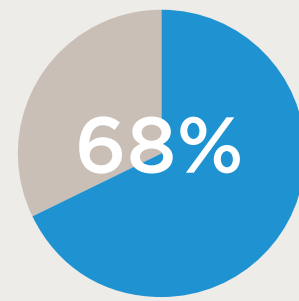
SHARE OF RATINGS MEETING/EXCEEDING REQUIREMENTS OF ALL RATINGS  
NOT APPLICABLE RATINGS OMITTED



FUNDS AND PROGRAMMES

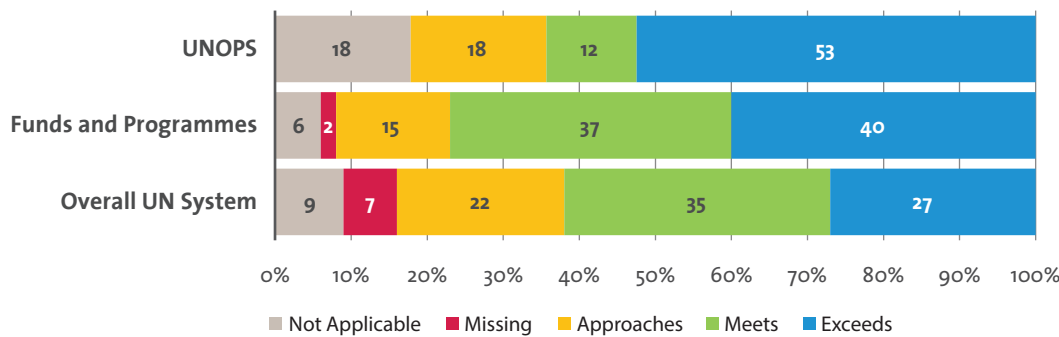


UNOPS



UN SYSTEM

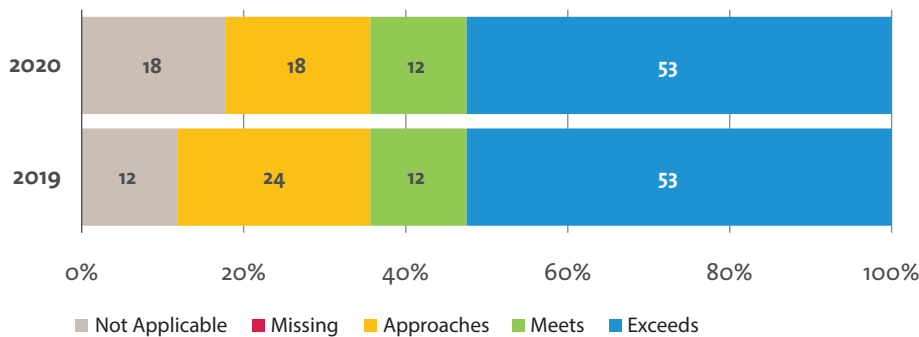
COMPARISON WITH THE FUNDS AND PROGRAMMES AND THE OVERALL UN SYSTEM



In 2020, UNOPS exceeded the requirements for significantly more indicators than both the average for the Funds and Programmes and the overall UN system.

In addition, UNOPS did not miss requirements for any indicators.

UNOPS, COMPARATIVE ANALYSIS OF RATINGS BY YEAR



In 2020, UNOPS met or exceeded the requirements for eleven indicators, maintaining the strong performance of 2019.